

SECOND
NATURE[®]
COLLECTION



KITCHENS
BEDROOMS
HOME OFFICE



SN.

If you can dream it,
we can design it

Designing the perfect space is Second Nature to us, so your dream kitchen, bedroom or home office is never far away.

Here at Second Nature, we have an abundance of design possibilities ready and waiting to help you create your ideal room.

From Shaker to Modern styles, our expert designers have created an extensive collection of furniture to suit an array of budgets, spaces and tastes, and with generations of experience, we're confident we'll help you transform the heart of your home.

Available through a network of over 180 independent retailers across the UK, your local Second Nature specialist will guide you through the entire process with the highest level of service and care, to ensure that you get a kitchen, bedroom or home office that fits flawlessly around your lifestyle.

Packed full of the very latest ideas, this inspiration book aims to provide you with the confidence to create the perfect setting that you'll love for years to come.

www.sncollection.co.uk

SECOND NATURE[®] COLLECTION

Our story began over 100 years ago, as a humble, independent, family run supplier of hardware and tools in County Durham.

Since then, we have evolved and grown, and whilst our headquarters are still located in County Durham, we've become one of the leading independent kitchen brands across the UK, with our award winning Second Nature kitchens in thousands of homes nationwide. We have now also branched out to other areas of the home, offering you beautiful, flexible, and high-quality bedroom and home office solutions.

Built upon skilled craftsmanship, technical expertise, and an experienced in-house design team, we scour the world to bring you the latest styles, materials and finishes, and our unique approach has helped us forge lasting partnerships with a growing family of over 180 independent retailers nationwide.

Second Nature
Family Company.
National Brand.
Local Experts.

www.sncollection.co.uk



WHERE IT ALL BEGAN



SN.

OVER
180
SHOWROOMS
NATIONWIDE



At Second Nature, we're proud to bring your dream spaces to life, through a specialist network of over 180 independent studios across the UK.

LOCAL INDEPENDENT SPECIALISTS

With over 180 independent showrooms across the UK, we work with some of the very best local companies in the heart of your community, so you can be sure your trusted Second Nature retailer is ready and waiting on your doorstep to help you create the perfect space.

INDEPENDENT DESIGN IS PRICELESS, BUT IT DOESN'T COST AS MUCH AS YOU THINK

The benefit of choosing a Second Nature specialist lies in the personal, tailored service you receive. Listening to your ideas, tastes, and lifestyle needs, with the knowledge to re-imagine the best use of your space, your Second Nature designer will create a tailor-made kitchen, bedroom or home office, just for you- which you simply won't find anywhere else.



With a passion for design and bags of experience, our family of retailers will give you a seamless, hassle-free experience from concept to completion, guiding you every step of the way with knowledgeable advice, honesty and transparency. What's more, there's no space too challenging for our team- we tackle all shapes and sizes, offering thousands of furniture accessories and storage options to make your wishes come true.



Find your local, independent Second Nature specialist, and discover your dream design.

www.sncollection.co.uk/showrooms



Remo shown in Regiment with Unity Black Marquina
Worksurfaces: Dekton Sirius



KITCHENS

SHAKER

Clarendon	18
Mornington	28
Crathorne	44
Hunton	58
Fitzroy	76
Milbourne	82
Belsay	88
Belsay Smooth	96
Stanhope Classic	100

MODERN

Remo	104
Porter	112
Unity	126
Stanhope Modern	138

FEATURE DOORS

Alpina	142
Feature Glazed	144



Sculpt shown in Taupe Grey with Porter
Handles: Soho Taupe Grey Trim Handle (H1131.250.TG)



Hunton shown in Charcoal
 Worksurface: Strata Quartz White Venato
 Handle: Gales Satin Brass Bar Handle (H1169.160.SB)

BEDROOMS

Chapter	148
Mornington	152
Hunton	156
Belsay	160
Belsay Smooth	164
Porter	168
Sculpt	172
Feature Doors	176
Stanhope	178
Unity	180
Sliding	182
Walk-in	184

HOME OFFICE

Mornington	188
Crathorne	192
Hunton	194
Belsay	198
Belsay Smooth	200
Porter	202

FINISHING TOUCHES	206
-------------------	-----

OUR COLLECTION	232
----------------	-----

REAL KITCHENS

To inspire you on your renovation journey, we've gathered a variety of our favourite real kitchens in real British homes, designed by independent Second Nature specialists across the UK, in a range of door styles and colours.

Exploring examples of real kitchens, designed and brought to life in real homes, can often provide the inspiration and reassurance you need to envision your own space, and make the final decision.

To discover more beautiful designs, head over to our Second Nature website where you can browse a whole host of different kitchens by style, finish and layout, to gather ideas and gain a true indication of the type of kitchen a specialist could create for your space and budget.

www.sncollection.co.uk/real-kitchens

RETAILERS SHOWN

1. Build My Kitchen | 2. Cookhouse | 3. Court Homemakers |
4. Finline Warrington | 5. Little Kitchen and Bedroom Company



1. Hunton Dove Grey







3. Porter Handleless Matt White with Brushed Brass rail





4. Fitzroy White





5. Hunton Hartforth Blue



SHAKER

KITCHENS

Featuring an array of beautiful Shaker styles, our versatile collection has been designed to suit and complement any home. For a contemporary twist, a selection of our Shaker designs are available as a sleek handleless look, or with an integrated handle as part of our unique Outline Collection.

Clarendon	18	Fitzroy	76
Shaker	20	Outline	81
Beaded	24		
		Milbourne	82
Mornington	28	Belsay	88
Shaker	30	Belsay Smooth	96
Beaded	36		
Outline	38	Stanhope Classic	100
Crathorne	44		
Handleless	50		
Outline	54		
Hunton	58		
Handleless	70		
Outline	72		



Belsay Smooth shown in Reed Green

Worksurfaces: Strata Quartz Pietra Charcoal

Handles: Didsbury Matt Black Knob (K1120.33490MB) & D Handle (H1140.160497MB)



CLARENDON

Shaker shown in Dove Grey & Regiment

Worksurfaces: Caesarstone Quartz Primordia

Handles: Highbury Aged Brass Cup Handle (H1138.160.AGB, H1138.320.AGB) & Stivichall Aged Brass Knob (K266.33.AB)





CLARENDON

Shaker shown in Hartforth Blue

Worksurfaces: Silestone Eternal Serena Suede

Handles: Hoxton Antique Bronze Effect Cup Handle (H1104.96.BR) & Weel Antique Bronze Effect Knob (H1091.60.BR)

Influenced by period furniture, our in-frame Clarendon design cleverly fuses a simple Shaker look with a delicate Ovolo detailing to create a kitchen bursting with character. Furthermore, for a more ornate and decorative look, consider Clarendon Beaded with an additional beaded trim.



Bespoke Sizes



Solid wood/
real wood
veneer



1 MATT COLOUR AS STANDARD



Porcelain

+



Further painted colours available See page 234

Shaker only



CLARENDON SHAKER

Shown in Cashmere

Worksurfaces: Strata Quartz Kemble

Handles: Harton Bright Nickel Knob (K1118.31.BN) Cup (H1146.105.BN) & Bow (H1147.205.BN)





CLARENDON BEADED

Shown in Malbec

Worksurfaces: Strata Quartz Ferro Corchia and Oak End Grain

Handles: Arden Antique Bronze Fluted T-Bar (H1184.704.96.BR),
Fluted Bar (H1183.160497.BR) & Fluted Knob (K1138.30490.BR)





1.



2. Kesseböhmer Dispensa Junior in Arena Chrome



3.

CLARENDON FEATURES

1. Complete your traditional kitchen look with Clarendon's stunning glazed dresser doors, perfect for displaying decorative pieces and treasured possessions.
2. Clarendon's clever design allows you to integrate hidden storage solutions and appliances behind doors without compromising the traditional in-frame look
- 3&4. Stand-alone or integrated; create a beautiful statement pantry or drinks cabinet with Clarendon's three-panel larder doors



4.



MORNINGTON

Beaded shown in Pimento, Stone & Porcelain

Worksurfaces: Strata Quartz Pietra Auburn & Strata Quartz Pietra Taupe

Handles: Harton Aged Brass Cup Handle (H1146.105.AGB), Bow Handle (H1147.205.AGB) & Knob Handle (K1118.31.AGB)





Featuring a distinctive ash-grain and an elegant narrow frame, our versatile Mornington door is available in a classic Shaker style, or with an intricate beading detail. Both of these options can then be further customised with an integrated Edge handle from our Outline Collection, to bring a modern twist to the traditional design.



OUTLINE
Edge



Bespoke
Sizes



Solid wood/
real wood
veneer



MORNINGTON

Shaker shown in Ives Blue and Inkwel

Worksurface: Strata Quartz Strata Statuario

Handle: Heworth Bright Nickel Knob (K1119.30.BN)

8 MATT COLOURS AS STANDARD



Porcelain



Stone



Dove Grey



Partridge Grey



Regiment*



Dust Grey



Graphite*



Hartforth Blue

+



Further painted colours available See page 234

*Shaker only



MORNINGTON SHAKER

Shown in Regiment

Worksurfaces: Strata Quartz Strata Imperial & Strata Rustic Oak Finger Stave

Handles: Belgrave Matt Black Pull Handle (8/951.B.MB) & Knob (K1107.35.MB)





MORNINGTON SHAKER

Shown in Hartforth Blue

Worksurfaces: Strata Quartz Marbled Grey

Handles: Claremont Antique Bronze Bar Handle (H1103.160.BR) & Knob (K1106.30.BR)





MORNINGTON BEADED

Shown in Dove Grey

Worksurfaces: Strata Quartz Carrara Gioia

Handles: Barton Bright Copper Cup Handle (H1092.64.CO)





MORNINGTON OUTLINE

Shaker Edge shown in Stone and Porcelain

Worksurfaces: Sensa Granite Vancouver

Handles: Outline Edge with colour matched backplates





MORNINGTON OUTLINE

Shaker Edge shown in Stone and Porcelain

Worksurfaces: Sensa Granite Vancouver

Handles: Outline Edge with colour matched backplates



OUTLINE To explore the full Outline collection see page 238

Both Mornington Shaker and Mornington Beaded are available with a subtly sculpted Edge handle, as part of our unique Outline integrated handle collection.

Choose from an array of metallic, timber and painted backplate options to complete your look.

Mornington Outline available in:



BACKPLATE FINISH OPTIONS

METALLIC			
			
Antique Bronze Effect	Aged Brass	Brushed Brass	Bright Copper
TIMBER		PAINTED	
			
Oak	Walnut	Matching	Carbon



1.

MORNINGTON FEATURES

1. Create a look that's unique to you with Mornington's extensive selection of feature glazed door designs.
2. Transform the end of your kitchen island or peninsula with a feature drinks storage that's perfect for entertaining.
3. With a Kesseböhmer LeMans corner solution, your Mornington kitchen can be beautiful on the outside, and the inside.



2.

Mornington is also available as part of our **Bedroom & Home Office** collections



3. Kesseböhmer LeMans in Arena Style Chrome



CRATHORNE

Shown in Porcelain

Worksurfaces: Strata Quartz Rosa Astratto

Handles: Hexham Aged Brass T bar Handle (H1167.75.AGB) & D Handle (H1166.160.AGB)





With an elegant narrow Shaker design and a distinctive ash-grain, Crathorne lends itself perfectly to both classic and contemporary kitchen looks. It can be paired with an eye catching rail detail for a sleek handleless look, or can be further customised with an Edge handle from our Outline integrated handle collection.

£ £ £



OUTLINE
Edge



Handleless
Rail Options



Bespoke
Sizes



Solid wood/
real wood
veneer



CRATHORNE

Shown in Regents Green

Worksurfaces: Strata Quartz Nera Astratto

Handles: Claremont Antique Bronze D Handle (H1103.160.BR) & Knob Handle (K1106.30.BR)

4 MATT COLOURS AS STANDARD



Porcelain



Dove Grey



Hartforth Blue



Regiment

+



Further painted colours available See page 234



CRATHORNE

Shown in Regents Green

Worksurfaces: Strata Quartz Nera Astratto

Handles: Claremont Antique Bronze D Handle (H1103.160.BR) & Knob Handle (K1106.30.BR)





CRATHORNE HANDLELESS

Shown in Hartforth Blue & Dust Grey

Worksurfaces: Strata Granite Sinuous White

Handleless Rail: Brushed Brass





CRATHORNE HANDLELESS

Shown in Hartforth Blue & Dust Grey

Worksurfaces: Strata Granite Sinuous White

Handleless Rail: Brushed Brass



For Handleless Rail options see page 212

Bringing a contemporary twist to traditional Shaker style, Crathorne can be designed with a striking handleless rail to transform the overall look and feel of a kitchen.

Choose from five unique Handleless Rail finishes to create your own individual aesthetic.

HANDLELESS RAIL FINISHES



Aluminium



Champagne



Matt Graphite



Copper



Brass



CRATHORNE OUTLINE

Shown in Taupe Grey

Worksurfaces: Dekton Nebbia & Marmorio

Handles: Outline Edge with Oak backplates



To explore the full Outline collection see page 238

Crathorne is also available as part of our **Home Office** collection





3.

CRATHORNE FEATURES

1. The elegant Shaker style of Crathorne lends itself perfectly to other rooms of the home, including utility spaces, boot rooms and home office designs.
2. Timber accessories bring a beautiful warmth to this integrated pantry for a modern-country aesthetic.
3. Create a sophisticated feature cabinet to store away your shoes and outdoor attire with Crathorne's three-panel larder door.



OUTLINE

To explore the full Outline collection see page 238

Crathorne takes on a whole new aesthetic with a subtly sculpted Edge handle, as part of our unique Outline integrated handle collection.

Choose from an array of metallic, timber and painted backplate options to complete your look.

Crathorne Outline available in:



BACKPLATE FINISH OPTIONS

METALLIC			
			
Antique Bronze Effect	Aged Brass	Brushed Brass	Bright Copper
TIMBER		PAINTED	
			
Oak	Walnut	Matching	Carbon



HUNTON

Shown in Hartforth Blue & Porcelain

Worksurface: Silestone Eternal Serena

Handles: Knurled Aged Brass Knob (K1111.20B384AGB) & Bar (H1126257B386AGB)





HUNTON

Shown in Putty

Worksurface: Dekton Kira

Handles: Soho Matt Black Trim Handles (H1131.90.MB) & (H1131.250.MB)

A contemporary take on the classic Shaker, Hunton features a narrow surround, a smooth painted finish, and is equally at home in any modern or traditional setting. Further personalise with an Edge handle from our Outline integrated handle collection for a truly unique look.



OUTLINE
Edge



Handleless
Rail Options



Bespoke
Sizes



7 MATT COLOURS AS STANDARD



Porcelain



Dove Grey



Taupe Grey



Regiment



Dust Grey



Hartforth Blue



Graphite

+



Further painted colours available See page 234



HUNTON

Shown in Putty

Worksurface: Dekton Kira

Handles: Soho Matt Black Trim Small (H1131.90.MB) & Large (H1131.250.MB)





HUNTON

Shown in Carbon

Worksurfaces: Strata Quartz Kemble

Handles: Hove D-Handle (H1130.160.MB)





HUNTON

Shown in Majestic Teal & Dove Grey

Worksurface: Dekton Trance

Handles: Harton Bright Nickel Knob (K1118.31.BN) & Bar (H1147.205.BN)





HUNTON

Shown in Taupe Grey & Graphite

Worksurface: Strata Quartz Grafite Corchia

Handle: Henley Aged Brass T-Bar (H1182.38.AGB) & D Handle (H1181.160.AGB)





HUNTON HANDLELESS

Shown in Copse Green & Cashmere

Worksurface: Strata Quartz Perlatino

Handleless Rail: Brushed Brass



For Handleless Rail options see page 212

The Hunton Shaker can also be designed with a striking handleless rail to transform the overall look and feel of a kitchen.

Choose from five unique handleless rail finishes to create your own individual aesthetic.

HANDLELESS RAIL FINISHES



Aluminium



Champagne



Matt Graphite



Copper



Brass



HUNTON OUTLINE

Edge shown in Porcelain and Carbon with Porter

Worksurfaces: Dekton Taga XGloss

Handles: Outline Edge with colour matched and Carbon backplates



OUTLINE To explore the full Outline collection see page 238



HUNTON FEATURES

1. This internal cook's pantry balances a household's need for more storage and showstopping design features. Plus, the timber shelving and drawer boxes perfectly complement the modern Shaker style.
2. Hunton is perfect for crafting interior features beyond the kitchen, such as the bespoke open-shelving display shown below, featuring glazed doors and innovative wine storage.
3. As a contemporary take on the classic Shaker style, Hunton sits perfectly in this modern home-bar design, featuring a matching Edge handle for a seamless look.



Hunton is also available as part of our **Bedroom & Home Office** collections



3.



OUTLINE To explore the full Outline collection see page 238

Hunton embraces a contemporary look with a subtly sculpted Edge Handle, as part of our unique Outline integrated handle collection.

Choose from an array of metallic, timber and painted backplate options to complete your look.

Hunton Outline available in:



BACKPLATE FINISH OPTIONS

METALLIC			
Antique Bronze Effect	Aged Brass	Brushed Brass	Bright Copper
TIMBER		PAINTED	
Oak	Walnut	Matching	Carbon



FITZROY

Shown in Copse Green

Worksurfaces: Strata Quartz Calacatta Gold

Handles: Claremont Antique Bronze Cup Handle (HI105.64.BR) & Knob (KI106.30.BR)





FITZROY

Shown in Partridge Grey & Porcelain

Worksurface: Strata Quartz Calacatta Gold

Handle: Barton Chrome Cup Handle (H1092.64.CH) & Knob (K265.33.CH)

A versatile Shaker with a smooth painted finish and classic proportions, Fitzroy provides an ideal canvas to create an array of different looks. Further tailor with the integrated Edge or Portal handles from our Outline Collection for a contemporary feel.



OUTLINE
Portal, Edge



BESPOKE
SIZES



5 MATT COLOURS AS STANDARD



Porcelain



Stone



Dove Grey



Partridge Grey



Hartforth Blue

+



Further painted colours available See page 234



1. Kesseböhmer LeMans in Arena Style Chrome

FITZROY FEATURES

1. Our best-selling LeMans storage solution aims to banish dark corners, bringing all your kitchen essentials out within easy reach.
2. Fitzroy's simplistic Shaker style makes it the perfect choice for an adjoining utility space that needs to look beautiful whilst working hard.
3. Create a traditional feature mantle to frame your cooking space with Fitzroy's classic corbels.



2.



3.



OUTLINE To explore the full Outline collection see page 238

Fitzroy can be customised with a subtly sculpted Edge Handle, or a playful, circular Portal Handle, as part of our unique Outline integrated handle collection.

Choose from an array of metallic, timber and painted backplate options to complete your look.

Fitzroy Outline available in:



BACKPLATE FINISH OPTIONS

METALLIC			
			
Antique Bronze Effect	Aged Brass	Brushed Brass	Bright Copper
TIMBER		PAINTED	
			
Oak	Walnut	Matching	Carbon



MILBOURNE

Shown in Dust Grey & Dove Grey

Worksurfaces: Strata Quartz Calacatta Silver

Handles: Harton Bright Nickel Knob (K1118.31.BN) & Cup Handle (H1146.105.BN)





MILBOURNE

Shown in Hartforth Blue

Worksurfaces: Strata Quartz White Venato

Handles: Linton T-Bar Handle (H1120.60.CH) & Bar Handle (H1120.160.CH)

From one look comes an abundance of possibilities. With a wide frame design, a subtly textured woodgrain finish and an impressive eight standard colours to choose from, plus further painted shades, Milbourne's Shaker style can be dressed up or down to suit any setting.





7 COLOURS AS STANDARD

- Porcelain
- Sage
- Stone
- Dove Grey
- Partridge Grey
- Charcoal
- Hartforth Blue

+  Further painted colours available See page 234



1.

MILBOURNE FEATURES

1. A stand-alone open dresser offers the perfect place to house your everyday essentials whilst providing an eye-catching, timeless kitchen feature.
2. This Milbourne island-end has been designed to emulate the look of free-standing furniture, bringing traditional charm to the kitchen whilst providing practical shelving and drawer space.
3. Our clever iMove storage solution allows you to make use of your full ceiling height, bringing the contents of your higher cabinets down within easy reach.



2.



3. Kesseböhmer Single tier iMove in Anthracite



Kesseböhmer Tandem Solo in Arena Chrome





BELSAY

Shown in Reed Green

Worksurfaces: Strata Quartz Pietra Charcoal

Handles: Hampstead Knob (K1126.30.WAMB)





BELSAY

Shown in Indigo

Worksurfaces: Strata Quartz White Venato & Strata Timber Oak End Grain

Handles: Lloyd Knob (K1124.25.BHB) & Cup (H155.96.BHB)

Our simple, elegant and affordable Shaker door features a frame with modern proportions, a chamfer detailing on the centre panel and a beautiful textured woodgrain-style finish.





6 MATT COLOURS AS STANDARD



+



Further painted colours available See page 234



BELSAY

Shown in Cashmere

Worksurfaces: Strata Quartz Pietra Charcoal

Handles: Didsbury Matt Black Knob (K1120.33490MB) & D-Handle (H1140.160497MB)





Kesseböhmer LeMans in Arena Pure Anthracite



Kesseböhmer Tandem Solo in Arena Chrome



1.

Belsay is also available as part of our **Bedroom & Home Office** collections



2.



3. Kesseböhmer Dispensa Junior in Classic Silver

BELSAY FEATURES

1. Pair Belsay with our Kesseböhmer YouK modular open shelving to create a contemporary, industrial aesthetic, whilst providing valuable storage space.
2. The simplistic nature of our Belsay door makes it the perfect canvas for a bold kitchen colour scheme.
3. A base unit pull-out solution is the ideal place to store away bulky pots, pans and kitchen essentials, whilst making them easily accessible when needed.



BELSAY SMOOTH

Shown in Reed Green

Worksurfaces: Strata Quartz Pietra Charcoal

Handles: Didsbury Matt Black Knob (K1120.33490MB) & D Handle (H1140.160497MB)

Belsay Smooth showcases the same modern frame proportions and chamfered detailing, however, this adaptation of the popular Belsay range features a smooth matt finish to create a sleeker and more contemporary look.



Ideal Home
**KITCHEN
AWARDS**

**HIGHLY
COMMENDED
2023**



5 MATT COLOURS AS STANDARD



Porcelain

Cashmere

Dove Grey

Reed Green

Indigo



BELSAY SMOOTH

Shown in Cashmere

Worksurfaces: Dekton Aura

Handles: Gales Satin Brass T-Bar (H1170.75.SB) & Bar Handle (H1169.160.SB)

Belsay Smooth is also available as part of our **Bedroom & Home Office** collections





STANHOPE CLASSIC

Langley shown in Matt Blue Canvas & Matt Dove Grey

Worksurface: Strata Granite Steel Grey
Handles: Reeth Chrome Knob (K1113.46.CH)

Made-to-Measure
Collection

STANHOPE CLASSIC MADE-TO-MEASURE



Stanhope boasts a complete made-to-measure collection across four Shaker door styles, in a choice of matt, supermatt, gloss and woodgrain effect finishes.

Choose from Bolam, an ever-popular, modern design, Langley, a classic Shaker with Ovolo framed detailing, Renwick, an eye-catching, slim look and finally, Brampton, which features a traditional 5-piece design.


AVAILABLE IN THE FOLLOWING DOOR STYLES




Bolam



Langley



Renwick



Brampton

TO VIEW THE FULL STANHOPE CLASSIC COLLECTION PLEASE SEE PAGE 251


NEUTRALS




GREYS




GLOSS – **Not Available** in Brampton & Langley or Angled Doors




GREENS



BLUES



WOODGRAIN EFFECT



MODERN

KITCHENS

Our collection of modern kitchens have been designed to help you create a stunning array of stylish, contemporary looks to reflect your personality – with no compromise on quality or functionality. For further personalisation, our best-selling Porter door is also available as a seamless handleless design, and it can also take on a fresh new appearance with a choice of four integrated handle styles, as part of our Outline Collection whilst our Unity range comes in a wide collection of unique and eye-catching finishes.

Remo	104
Porter	112
Handleless	116
Outline	120
Unity	126
Handleless	134
Stanhope Modern	138



Porter Outline shown in Bay Green & Dust Grey
Worksurfaces: Strata Quartz Trinity Concrete
Handles: Outline Portal with Brushed Brass backplate



REMO

Shown in Gloss Taupe Grey

Worksurfaces: Strata Quartz Marbled Grey

Shelving: Kesseböhmer YouK





REMO

Shown in Matt Regents Green & Matt Carbon

Worksurfaces: Dekton Laurent


Inspired by modern European styles, Remo's contemporary, minimal design features a smooth painted finish in either a matt or gloss finish alongside an integrated j-pull handle. The added availability of bespoke elements, such as our unique feature handle options, makes Remo perfect for those searching for a sleek, individual look.



Bespoke
Sizes



9 COLOURS AS STANDARD



+



Further painted colours available See page 234



REMO

Shown in Matt Regiment with Unity Black Marquina

Worksurfaces: Dekton Sirius





REMO FEATURES

- 1&2. Remo's integrated j-pull handle design can be customised to create a bespoke look for your kitchen, choose between a horizontal or vertical feature handle.
3. A Tandem Larder is both a practical and attractive storage solution, which perfectly complements contemporary kitchens. The split shelving doubles the visibility and accessibility of cabinet contents.
4. With our efficient drawer organisation solutions your Remo kitchen can be beautifully sleek on the inside too.





PORTER

Shown in Matt Hartforth Blue & Matt Dove Grey with Unity Brown Orleans Oak

Worksurfaces: Strata Quartz Calacatta Silver

Handles: Lloyd Hartforth Blue D-Handle (H1156.160.HB), Knob (K1124.25.HB) & Dove Grey D-Handle (H1156.60.DV)





PORTER

Shown in Gloss White

Worksurfaces: Strata Quartz Morning Frost worksurface & Corian Solid Surface Domino Terrazzo splashback

Handles: Soho Matt White Trim Handles (H1131.90.MW)

Our best-selling Porter door features a simple, linear design for an ultra-modern look. Pair with a handle or an eye-catching rail detail for a sleek handleless aesthetic, or personalise your kitchen further with any of the four integrated handle designs from our Outline Collection.



OUTLINE
Partial, Edge,
Channel,
Extended
Channel



Handleless
Rail Options



Bespoke
Sizes



10 COLOURS AS STANDARD

										+		Further painted colours available See page 234	
White	Porcelain	Cashmere	Dove Grey	Taupe Grey	Silver Grey	Regiment	Dust Grey	Graphite	Hartforth Blue				
Matt and Gloss								Matt only					



PORTER HANDLELESS

Shown in Matt Taupe Grey

Worksurfaces: Strata Quartz Patagonia

Handleless Rail: Champagne



For Handleless
Rail options
see page 212



PORTER HANDLELESS

Shown in Gloss Dove Grey & Matt Regiment

Worksurfaces: Strata Quartz Carrara Gioia

Handleless Rail: Brass Handles: Hessay Brushed Brass D Handle (H1133.320.BHB)



For Handleless Rail options see page 212

The sleek Porter door can also be designed with a striking handleless rail, which not only acts as a hidden handle, but as a defining feature that can transform the look and feel of a kitchen.

Choose from five unique handleless rail finishes to create your own individual aesthetic.

HANDLELESS RAIL FINISHES



Aluminium



Champagne



Matt Graphite



Copper



Brass



PORTER OUTLINE

Portal shown in Matt Bay Green & Matt Dust Grey

Worksurfaces: Strata Quartz Trinity Concrete

Handles: Outline Portal with Brushed Brass backplates

Porter Outline is also available in Edge, Channel and Extended Channel. Go to page 240 for more information.





PORTER OUTLINE

Channel and Extended Channel shown in Matt White & Matt Carbon

Worksurfaces: Silestone Corktown & Silestone Seaport

Handles: Outline Channel & Extended Channel with colour matched & Walnut backplates



To explore the full Outline collection see page 238

Porter is also available as part of our **Bedroom & Home Office** collections



PORTER FEATURES

1. Create storage that mirrors the sleek, contemporary feel of your Porter kitchen with our extensive range of drawer and shelving options.
2. Linear and sophisticated; The Channel and Extended Channel integrated handles from our Outline Collection are exclusively available with Porter.
3. Porter Hartforth Blue contrasts beautifully with a Copper handleless rail to create a truly eye-catching look.



3.



1. Kesseböhmer Tandem Side Larder in Anthracite Style



2.

OUTLINE To explore the full Outline collection see page 238

Porter can be paired with any of our four distinctive integrated handle styles as part of the Outline Collection, to create a range of personalised kitchen looks.

Choose from a beautiful array of metallic, timber and painted backplate options to complete your aesthetic.

BACKPLATE FINISH OPTIONS

METALLIC			
			
Antique Bronze Effect	Aged Brass	Brushed Brass	Bright Copper
TIMBER		PAINTED	
			
Oak	Walnut	Matching	Carbon

Porter Outline available in:








UNITY

Shown in Deluxe Supermatt Bordeaux & Onyx Nero

Worksurfaces: Strata Quartz Ferro Corchia

Handles: Henley Aged Brass D-Handle (H1181160498AGB)






UNITY

Shown in Unity Linear Tobacco Oak & Luxe Bronze Metallic

Worksurfaces: Dekton Aeris & Strata Pietra Carbon

Handles: Lloyd D Handle in Matt Black (H1156.160.AT)

& D Handle in Taupe Grey (H1156.160.TG)





UNITY

Shown in Unity Natural Oak Montane & Supermatt Light Grey

Worksurfaces: Strata Granite Super White Eclipse

Handles: Fairfield Reeded Timber Trim Handle (H1185.160.OA) & Soho Dove Grey Trim Handle (H1131.250.DV)





UNITY

Shown in Natural Oak Linear & Supermatt Reed Green

Worksurfaces: Silestone Eternal Calacatta Gold

Handles: Thorne Matt Black D Handle (H540.188.MB)







UNITY FEATURES

1. Unity can be paired with a sleek handleless rail in a selection of five beautiful finishes to create an eye-catching handleless look.
2. Our made-to-measure collection ensures your kitchen design maximises every inch of the space available including bespoke angle cabinets. This makes Unity ideal for working with sloping ceilings or to fit into particular spaces within your kitchen.
3. You can create dynamic floor-to-ceiling design layouts, featuring a variety of kitchen appliances, to not only fill the space, but effectively design a kitchen for day-to-day use.

UNITY



Made-to-Measure
Collection



Handleless
Rail Options

Our Unity collection is designed to give you ultimate flexibility in designing your dream kitchen. With over 50 finishes to choose from, you have the capacity to create a kitchen unique to you and your home.

You can choose from our fantastic range of finish and colour collections; plus, further personalise your space with additional edging options. Once you have designed your dream kitchen, thanks to our Made-to-Measure services, you will be able to maximise every inch of space available, without compromising on style or design.

EDGE OPTIONS

You even have the choice of door edge: go with a two-tone 3D glass effect or matching edges for the seamless look.



Matching edge for
seamless finish



Two-tone 3D
glass effect for a
contrasting look

Woodgrain & concrete effect finish only available in matching edge.

AVAILABLE IN THE FOLLOWING FINISHES

COLOUR COLLECTION

DELUXE SUPERMATT FINISHES



Lotus White

Salt Grey

Sandstone

Moss

Flint

Oxford Blue

Onyx Nero

Bordeaux

SUPERMATT FINISHES - Matching edge only.



Pure White

Cashmere

Taupe Grey

Light Grey

Dust Grey

Reed Green

Thorpe Green

Graphite

Indigo Blue

Soft Carbon

GLOSS FINISHES



Pure White

Cashmere


Taupe Grey

Light Grey

Dust Grey

Graphite

GLOSS METALLIC FINISHES



Fjord Metallic

Gold Metallic


LUXE INDUSTRIAL COLLECTION

LUXE METALLIC FINISHES



Luxe Bronze Metallic Luxe Steel Metallic Luxe Anthracite Metallic

BRUSHED METALLIC FINISHES



Brushed Champagne (Features a graphite reverse) Brushed Bronze (Features a graphite reverse) Brushed Anthracite (Features a graphite reverse)

ANODISED METALLIC FINISHES



Oxidized Bronze Oxidized Anthracite

Notes:
Metallic colours have a directional finish as indicated by arrows on the protective film. Arrows should all face in the same direction when fitting. Drilling must be specified left or right hand with metallic doors.


CONCRETE FINISHES



Hayward Trellick Concrete Banham Concrete

STONE COLLECTION

MARBLE FINISHES



White Statuario Mocha Pietra Black Marquina


WOODGRAIN COLLECTION

LINEAR WOODGRAIN



Natural Oak Linear Tobacco Oak Linear Black Oak Linear

RUSTIC WOODGRAIN



Natural Oak Montane Washed Walnut Montane Tobacco Oak Montane

NATURAL WOODGRAIN - Matching edge only.



White Halifax Oak Natural Davos Oak Grey Bardolino Oak Natural Halifax Oak Brown Orleans Oak



Lincoln Walnut Sepia Gladstone Oak Shadow Black



STANHOPE MODERN

Acomb in Sage & Matt Porcelain

Worksurface: Strata Quartz Pietra Carbon

STANHOPE MODERN MADE-TO-MEASURE



The Stanhope collection features a complete made-to-measure offering across two modern door styles, in a choice of Supermatt, Matt, Gloss and Woodgrain effect finishes. Choose from the simple Whitfield slab or the integrated handle design of Acomb.

Combining clean lines with a contemporary colour palette, this range is perfect for those looking to create a minimalist environment at an affordable price.

AVAILABLE IN THE FOLLOWING DOOR STYLES



Whitfield



Acomb



Made-to-Measure
Collection



Handleless
Rail Options

TO VIEW THE FULL STANHOPE MODERN COLLECTION PLEASE SEE PAGE 251


NEUTRALS




GREYS




GLOSS - Not Available in Acomb or Angled Doors



GREENS



BLUES



WOODGRAIN EFFECT



FEATURE DOORS

Incorporating texture into your kitchen design is an excellent way to bring added interest and depth to any footprint, whether through accent cabinetry, open shelving, or a striking focal island. Our feature door collection includes Alpina, a made-to-measure range with six distinctive, heavily-textured finishes, and our Glazed range, with a choice of two clean styles, and one striking fluted design.

Alpina	142
Feature Glazed	144



Hunton shown in Graphite & Taupe Grey
Worksurfaces: Strata Quartz Grafite Corchia
Handles: Bar Handle (H1181160.AGB)

ALPINA MADE-TO-MEASURE



Made-to-Measure
Collection



Handleless
Rail Options



Solid wood/
real wood
veneer



BURNT ASH

A collection with inherent natural beauty, Alpina is available in six heavily textured, unique finish options, ranging from a light and classic Natural Oak, to a bold and distinctive Burnt Ash. The range offers made-to-measure sizing for true flexibility when designing your perfectly tailored kitchen, and with the option to pair Alpina with a handle from our extensive Second Nature collection, or to opt for a contemporary handleless aesthetic, Alpina can truly adapt to your individual kitchen vision.

Whether as a full kitchen design or offset against a painted finish to create an eye-catching accent, Alpina has its roots firmly in both nature and cutting-edge design.

AVAILABLE IN THE FOLLOWING FINISHES



Natural Oak



Smoked Larch



Smoked Oak



Mid Oak



Deep Oak



Burnt Ash



MID OAK



SMOKED LARCH

Alpina can also be designed with a selection of five stunning handleless rails to create your own individual aesthetic.

HANDLELESS RAIL FINISHES



Aluminium



Champagne



Matt Graphite



Copper



Brass

FEATURE GLAZED



FLUTED GLAZED

Perfectly suited to a contemporary setting, glazed doors can add a striking accent piece to any kitchen design. Available in a clean black style, they work especially well within a handleless context for a seamless, ultra-modern look.

Alternatively, for those looking to create a dramatic, textured look whilst maintaining an element of privacy for the contents of your kitchen cupboards, our fluted, vertical reeded glazed design offers just a partial view into your cabinets whilst producing a sophisticated aesthetic.

AVAILABLE IN THE FOLLOWING DOOR STYLES



BLACK FLUTED
GLAZED



BLACK
GLAZED



BLACK GLAZED

BEDROOM COLLECTION

You deserve a bedroom that effortlessly balances design and function, so we've collated a collection of our much-loved kitchen ranges that can be used to design an array of classic and contemporary bedroom looks to suit any home. The Collection also sees the introduction of two exclusive bedroom ranges, and the option to tailor a selection of our styles with the Outline integrated handle collection.

Chapter	148	Sculpt	172
Mornington Beaded	152	Feature Doors	176
Outline	154		
Hunton	156	Stanhope	178
Outline	158		
Belsay	160	Unity	180
Belsay Smooth	164	Sliding	182
Porter	168	Walk-In	184
Outline	170		



Mornington Beaded Outline shown in Copse Green

Worksurfaces: Strata Quartz Pietra Verde

Handles: Outline Edge with Brushed Brass backplates



CHAPTER

Shown in Hartforth Blue

Handles: Strand Stainless Steel T-Bar Handle (H1143.60.SS) & Bar Handle (H1144.242.SS)

Perfect for those seeking an elegant bedroom look, Chapter features a classic Shaker design with ornate beading and a textured woodgrain effect.





1 WOODGRAIN COLOUR AS STANDARD



Porcelain

+



Further painted colours
available See page 234



CHAPTER

Shown in Stone

Handles: Berwick Pewter Knob (KDH3022)





MORNINGTON BEADED

Shown in Cashmere

Worksurfaces: Strata Quartz Statuario

Handles: Hexham Chrome T-Bar Handle (H1167.75.CH) & D-Handle (H1166.160.CH)

Bringing an intricate beading detail to a classic Shaker design, Mornington Beaded features a sophisticated ash-grain finish for a truly refined bedroom aesthetic.



Outline
Edge



Bespoke
Sizes



Solid wood/
real wood
veneer



3 MATT COLOURS AS STANDARD



Porcelain



Stone



Dove Grey

+



Further painted colours available See page 234



MORNINGTON OUTLINE

Beaded Edge shown in Copse Green

Worksurfaces: Strata Quartz Pietra Verde

Handles: Outline Edge with Brushed Brass backplates



OUTLINE To explore the full Outline collection see page 238

For a contemporary twist on the classic Shaker style, Mornington Beaded can be paired with a subtly sculpted Edge Handle, as part of the unique Outline integrated handle collection.

Choose from a beautiful array of metallic, timber and painted backplate options to complete your bedroom look.

Mornington Outline available in:

EDGE 

BACKPLATE FINISH OPTIONS

- | METALLIC | | | |
|---|---|---|---|
|  |  |  |  |
| Antique Bronze Effect | Aged Brass | Brushed Brass | Bright Copper |
| TIMBER | | PAINTED | |
|  |  |  |  |
| Oak | Walnut | Matching | Carbon |



HUNTON

Shown in Truffle & Georgian Red

Handles: Didsbury Antique Bronze Knob (K1120.33490BR)

Featuring a narrow surround and a smooth painted finish, the Hunton range brings a modern edge to a traditional Shaker, allowing it to sit equally well within any contemporary or classic setting.





4 MATT COLOURS AS STANDARD



Porcelain



Dove Grey



Taupe Grey



Dust Grey

+



Further painted colours available See page 234



HUNTON OUTLINE

Edge shown in Dry Rose and Porcelain

Handles: Outline Edge with Brushed Brass backplates



OUTLINE To explore the full Outline collection see page 238

The Hunton Shaker can take on a whole new aesthetic with a subtly sculpted Edge Handle, as part of the unique Outline integrated handle collection.

Choose from a beautiful array of metallic, timber and painted backplate options to complete your bedroom look.

Hunton Outline available in:



BACKPLATE FINISH OPTIONS

METALLIC			
			
Antique Bronze Effect	Aged Brass	Brushed Brass	Bright Copper
TIMBER		PAINTED	
			
Oak	Walnut	Matching	Carbon



BELSAY

Shown in Ives Blue

Handles: Skelton Pewter T-Bar handle (K1115.80,PE) & Bar Handle (H1142.128,PE)

Effortless, straightforward elegance for a timeless space; the Belsay Shaker features a frame with modern proportions, a beautiful chamfer detailing and a textured woodgrain effect.





3 WOODGRAIN COLOURS AS STANDARD



Porcelain



Cashmere



Dove Grey

+



Further painted colours available See page 234



BELSAY

Shown in Dove Grey

Handles: Didsbury Matt Black T-Bar (H1158.72.MB) & D-Handle (H1140.160.MB)





BELSAY SMOOTH

Shown in Cashmere

Handles: Alchester Matt Black D-Handle (H1178.160.MB)

Chest top: Unity Grey Bardolino Oak

For those looking for a more contemporary bedroom look, Belsay Smooth features modern proportions and a smooth matt finish that fits seamlessly into any bedroom design.





3 MATT COLOURS AS STANDARD



Porcelain

Cashmere

Dove Grey



BELSAY SMOOTH

Shown in Porcelain

Handles: Arden Antique Bronze T-Bar (H1184.70.BR) & Bar Handle (H1183.160.BR)





PORTER

Shown in Cashmere

Handles: Darley Chrome Cup Handle (H1163.64.CH) & D handle (H1168.160.CH)

Our best-selling Porter door is perfect for those seeking a seamless bedroom look. With a sleek, linear appearance, Porter's versatility means it can adapt to any space and is the perfect canvas to inject individuality into your bedroom design.



OUTLINE
Portal, Edge,
Channel,
Extended
Channel



Bespoke
Sizes



5 MATT COLOURS AS STANDARD



White



Cashmere



Dove Grey



Taupe Grey



Dust Grey

+



Further painted colours available See page 234



Porter shown in Charcoal
 Handles: Outline Extended Channel with Oak backplates



Porter shown in Mussel
 Handles: Outline Extended Channel with Oak backplates

OUTLINE To explore the full Outline collection see page 238

Porter can be paired with any of our four distinctive integrated handle styles as part of the Outline Collection, to create a range of unique bedroom looks.

Choose from a beautiful array of metallic, timber and painted backplate options to complete your aesthetic.

Porter Outline available in:



BACKPLATE FINISH OPTIONS

METALLIC



Antique Bronze Effect



Aged Brass



Brushed Brass



Bright Copper

TIMBER



Oak



Walnut

PAINTED




Matching



Carbon



Porter shown in Regents Green
Handle: Outline Portal with Walnut backplates



SCULPT

Shown in Taupe Grey with Porter

Handles: Soho Taupe Grey Trim Handle (H1131.250TG)

Chest top: Unity White Statuario

Carefully shaped into the edge of the door, Sculpt's integrated j-pull handle design sets it apart from the crowd for a bold and distinctive bedroom look.





5 MATT COLOURS AS STANDARD



White



Cashmere



Dove Grey



Taupe Grey



Dust Grey

+



Further painted colours available See page 234



SCULPT

Shown in Matt White with Porter



Sculpt shown in Sage with Silver Tinted Mirror Feature Doors

FEATURE DOORS



Truly personalise your traditional or contemporary fitted bedroom look with our selection of feature doors. Increase the functionality of your wardrobe whilst helping to increase the illusion of space in your bedroom with the classic Silver Tinted Mirror doors. Or, add a Bronze Tinted Glazed door to your sleek wardrobe design to create an eye-catching decorative statement.

AVAILABLE IN THE FOLLOWING FINISHES



Silver tinted
mirror



Bronze tinted
glazed door



STANHOPE MADE-TO-MEASURE



Bolam shown in Matt Porcelain
Handles: Yard Black Cup (H1138.160.MB)

The Stanhope collection features a made-to-measure offering across two classic and three contemporary door styles, in a choice of matt, gloss, feature concrete and woodgrain effect, allowing you ultimate flexibility when designing a perfectly tailored bedroom. Boasting everything from a simple, ever-popular Shaker style, through to a sleek and seamless slab design, Stanhope can help you achieve a look to suit any home.

TO VIEW THE FULL STANHOPE COLLECTION PLEASE SEE PAGE 251

NEUTRALS




GREYS



GLOSS - Not Available in Acomb & Brampton or Angled Doors



GREENS




BLUES



WOODGRAIN EFFECT



AVAILABLE IN THE FOLLOWING DOOR STYLES



Bolam One piece shaker
Elsdon One piece shaker
Whitfield Square slab
Henshaw Saponnetta slab
Acomb Integrated handle slab



Bolam shown in Grey Woodgrain
Handles: Barton Chrome Cup handle (H1092.64.CH) & Knob (K265.33.CH)



Elsdon shown in Matt Graphite
Handles: Linton Chrome Bar (H1120.160.CH)

UNITY



Unity shown in Supermatt Pure White
Handles: Soho White Trim (H1131250.MW)

Designed with ultimate flexibility in mind, the Unity made-to-measure range allows you to design a wardrobe to truly maximise every inch of space in your bedroom, no matter the size or shape.

With an uncomplicated, linear aesthetic, an extensive choice of colours and feature finishes, and three additional edging options for further personalisation, Unity will help you to achieve a bedroom look to your precise requirements, without the need to compromise on your dream style.

EDGE OPTIONS

You even have the choice of door edge: go with a two-tone 3D glass effect or matching edges for the seamless look.



Matching edge for seamless finish



Two-tone 3D glass effect for a contrasting look

Woodgrain & concrete effect finish only available in matching edge.

AVAILABLE IN THE FOLLOWING FINISHES

COLOUR COLLECTION

DELUXE SUPERMATT FINISHES



SUPERMATT FINISHES - Matching edge only.



GLOSS FINISHES



GLOSS METALLIC FINISHES








Unity shown in Gloss & Matt Cashmere with Gold Gloss Metallic features
 Handles: Knurled Knob with backplate (K1111.20B384AGB) & Bar with backplate (H1126448B385AGB)

LUXE INDUSTRIAL COLLECTION

LUXE METALLIC FINISHES

- 
Luxe Bronze
Metallic
- 
Luxe Steel
Metallic
- 
Luxe Anthracite
Metallic

BRUSHED METALLIC FINISHES

- 
Brushed
Champagne
- 
Brushed
Bronze
- 
Brushed
Anthracite

ANODISED METALLIC FINISHES

- 
Oxidized
Bronze
- 
Oxidized
Anthracite

CONCRETE FINISHES

- 
Hayward
- 
Trellick
Concrete
- 
Banham
Concrete

STONE COLLECTION

MARBLE FINISHES

- 
White
Statuario
- 
Mocha
Pietra
- 
Black
Marquina

WOODGRAIN COLLECTION

LINEAR WOODGRAIN

- 
Natural Oak
Linear
- 
Tobacco Oak
Linear
- 
Black Oak
Linear

RUSTIC WOODGRAIN

- 
Natural Oak
Montane
- 
Washed Walnut
Montane
- 
Tobacco Oak
Montane

NATURAL WOODGRAIN - Matching edge only.

- 
White
Halifax Oak
- 
Natural
Davos Oak
- 
Grey
Bardolino Oak
- 
Natural
Halifax Oak
- 
Brown
Orleans Oak
- 
Lincoln
Walnut
- 
Sepia
Gladstone Oak
- 
Shadow
Black



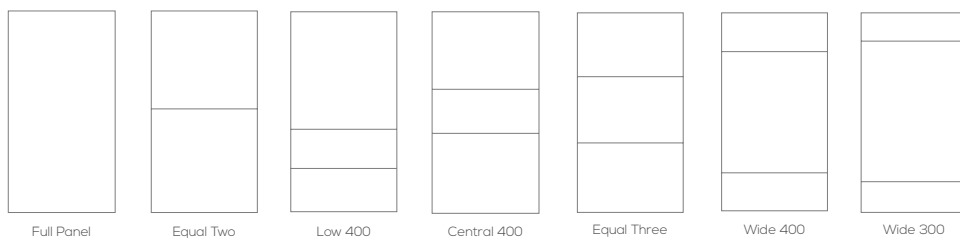
Made-to-Measure
Collection

SLIDING


Wall-to-wall and floor-to-ceiling, a sliding wardrobe is the perfect solution for maximising and utilising all the available space in your bedroom for valuable storage, whilst creating a seamless style statement. With an extensive range of glass, satin glass, mirror and panel options, and an array of colours and finishes, your sliding wardrobe can be tailored to you and your individual style.



AVAILABLE IN THE FOLLOWING DOOR STYLES



MIRROR



BOARD COLOURS



WOODGRAIN BOARDS




GLASS COLOURS



SATIN GLASS COLOURS



FRAME COLOURS





Equal two shown in White glass



Full panel shown in mixed Gloss Cashmere board & Matt White board



Wide 400 shown in Matt Cashmere board & Satin Stone glass



WALK-IN

Internals: Linen & Walnut

External: Porter Matt White with Silver Tinted Mirror Doors

Bringing a feeling of luxury to everyday life, our open wardrobes in textured Linen can create the ultimate walk-in-closet look, for an undeniable design statement in any home. Choose from Walnut, Oak or Linen internal accessories for the perfect balance of beauty and functionality.



Bespoke
Sizes



3 INTERNAL ACCESSORY FINISES AVAILABLE



Textured Linen



Textured Walnut



Textured Oak

HOME OFFICE COLLECTION

A selection of our much-loved kitchen ranges can be used to create an abundance of beautiful home office designs to suit any traditional or modern setting, and any home working lifestyle. Whether you're looking to seamlessly introduce a workspace into your kitchen, bedroom or living room, or create a dedicated study, our flexible collection can produce a truly tailored design to suit any space, individual style, or practical requirements.

Mornington

Beaded 188

Shaker 190

Crathorne 192

Hunton 194

Outline 196

Belsay 198

Belsay Smooth 200

Porter 202

Outline 204



Hunton Outline shown in Georgian Red
Worksurfaces: Strata Quartz Pietra Auburn
Handles: Outline Edge with Brushed Brass backplates



MORNINGTON BEADED

Shown in Dust Grey

Worksurface: Strata Quartz Marbled White

Handle: Harton Nickel Knob Handle (K1118.31.BN) & Cup Handle (H1146.105.BN)

Featuring an exquisite ash-grain finish, our Mornington range is available as a classic Shaker, or with the addition of an ornate beading detail. Both styles can then be further personalised with the Edge integrated handle from our Outline Collection, to bring a contemporary edge to a classic look.



Outline
Edge



Bespoke
Sizes



Solid wood/
red wood
veneer



4 MATT COLOURS AS STANDARD



Porcelain



Stone



Dove Grey



Hartforth Blue

+



Further painted colours available See page 234



MORNINGTON SHAKER

Shown in Regiment

Worksurfaces: Strata Quartz Strata Imperial
Handles: Belgrave Black Pull Handle (8/951B.MB)





CRATHORNE

Shown in Hartforth Blue

Worksurfaces: Strata Granite Sinuous White

Handles: Hampstead Walnut & Black Knob (K1126 30:WABHD)

Pairing a classic Shaker style and distinctive ash-grain finish with a more contemporary narrow frame, Crathorne lends itself equally to both traditional and modern home office designs.



OUTLINE
Edge



Bespoke
Sizes



Solid wood/
real wood
veneer



3 MATT COLOURS AS STANDARD



Porcelain



Dove Grey



Hartforth Blue

+



Further painted colours available See page 234



HUNTON

Shown in Charcoal

Worksurface: Strata Quartz White Venato

Handle: Gales Satin Brass Bar Handle (H1169.160.SB)

With a smooth painted finish and a narrow surround, Hunton offers the perfect canvas for injecting bold personality into your home office design, and can be further tailored with the Edge integrated handle from our Outline Collection.



OUTLINE
Edge



Bespoke
Sizes



7 MATT COLOURS AS STANDARD



Porcelain



Dove Grey



Taupe Grey



Regiment



Dust Grey



Hartforth Blue



Graphite

+



Further painted colours available See page 234



HUNTON OUTLINE

Edge shown in Georgian Red

Worksurfaces: Strata Quartz Pietra Auburn

Handles: Outline Edge with Brushed Brass backplates



OUTLINE To explore the full Outline collection see page 238

The Hunton range can take on a whole new aesthetic with a subtly sculpted Edge handle, as part of our unique Outline integrated handle collection.

Choose from an array of metallic, timber and painted backplate options to complete your look.

Hunton Outline available in:



BACKPLATE FINISH OPTIONS

METALLIC			
			
Antique Bronze Effect	Aged Brass	Brushed Brass	Bright Copper
TIMBER		PAINTED	
			
Oak	Walnut	Matching	Carbon



BELSAY

Shown in Dove Grey

Handles: Linton Chrome T-Bar Handle (H1120.60.CH) & Bar Handle (H1120.160.CH)

Simple yet refined, our affordable Belsay range features a Shaker frame with modern proportions, an elegant chamfer detailing on the centre panel and a tasteful textured woodgrain-style finish. It's uncomplicated nature allows it to be styled effortlessly to suit any home office space.





3 WOODGRAIN COLOURS AS STANDARD



+



Further painted colours available See page 234



BELSAY SMOOTH

Shown in Dove Grey

Worksurfaces: Strata Quartz Pietra Cloud

Handles: Arlington Antique Bronze Bar handle (H540188.BR)

Create a stylish and contemporary home office with this modern alternative to our popular Belsay range. Belsay Smooth pairs the modern frame proportions of Belsay with a smooth matt finish for a refined and crisp design.





3 MATT COLOURS AS STANDARD



Porcelain

Cashmere

Dove Grey



PORTER

Shown in Matt Graphite & Unity Sepia Gladstone Oak

Worksurfaces: Unity Sepia Gladstone Oak with 3mm bespoke glass on top

Handles: Soho Black Trim (H1131.90.MB)

Bring a contemporary look to your home office design with our seamless, matt painted Porter door. Offering a world of possibilities for injecting personality through colour, accessories and textures, Porter is also available with any of the four integrated handle options from the Outline Collection.



OUTLINE
Portal, Edge,
Channel,
Extended
Channel



Bespoke
Sizes



7 MATT COLOURS AS STANDARD



+



Further painted colours available See page 234



PORTER OUTLINE

Extended Channel shown in Matt Stone

Handles: Outline Extended Channel with Copper backplates



OUTLINE To explore the full Outline collection see page 238

Porter can be paired with any of our four distinctive integrated handle styles as part of the Outline Collection, to create a range of personalised kitchen looks. Choose from a beautiful array of metallic, timber and painted backplate options to complete your aesthetic.

BACKPLATE FINISH OPTIONS

- 
Metallic: Antique Bronze Effect
- 
Metallic: Aged Brass
- 
Metallic: Brushed Brass
- 
Metallic: Bright Copper
- 
Timber: Oak
- 
Timber: Walnut
- 
Matching
- 
Painted: Carbon

Porter Outline available in:

-  PORTAL
-  EDGE
-  CHANNEL
-  EXTENDED CHANNEL

FINISHING TOUCHES

From the handles that adorn your cupboard doors, to the storage solutions that tuck away neatly within your cabinetry, the finishing touches play a vital part in determining the overall look, feel and functionality of your kitchen, bedroom and home office designs.

Worksurfaces	208
Handles	210
Handleless rail	212
Sinks	214
Taps	216
Storage	
Larder storage	218
Corner storage	220
Wall storage	222
Drawer Inserts	224
Waste & Recycling	226
Lighting	228
Bedroom storage	230



WORKSURFACES COLLECTION



Collated into six distinct colour collections to help you easily discover the perfect look for your design, our beautiful selection of worksurfaces offers something for every home. In a wide variety of materials, patterns, colours and finishes, you're guaranteed to find the worksurfaces to enhance the look and functionality of your space.

Ask your Second Nature designer for a copy of our dedicated Worksurfaces brochure to explore and be inspired by our extensive collection.



**WHITE PURE,
FEATURE &
ABSTRACT
COLLECTION**



**WHITE DAPPLED
& REFLECTIONS
COLLECTION**



**NEUTRAL
CRYSTALLISED,
DAPPLED & PURE
COLLECTION**



**GREY PURE,
CRYSTALLISED,
DAPPLED & VEINED
COLLECTION**



**BLACK
COLLECTION**



**TIMBER
COLLECTION**

HANDLE OPTIONS

Although small, handles play a big part in determining the look, feel and practicality of your kitchen, bedroom or home office design. Whether strong and structured, elegant and characterful, or bold and textured, our extensive handle collection offers something for every style and taste. Ask your Second Nature designer for a copy of our Handle Collection brochure to explore more options.





CHROME
COLLECTION




PEWTER
COLLECTION



ANTIQUE
COLLECTION



STAINLESS STEEL
COLLECTION



KNURLED
COLLECTION



BLACK
COLLECTION



COLOUR
COLLECTION

HANDLELESS RAIL FINISHES



A selection of our ranges are available with a sleek handleless rail to create a striking, contemporary handleless design. This smart rail sits neatly between the door and cabinet to not only present a decorative statement, but also enable you to reach in and easily open your cupboards.

Choose from five unique finishes to create your own individual aesthetic.



**ALUMINIUM
RAIL**



**CHAMPAGNE
RAIL**



**MATT GRAPHITE
RAIL**



**BRUSHED BRASS
RAIL**



**BRUSHED COPPER
RAIL**

SINKS



Receiving consistent everyday use, your sink needs to meet the requirements of your daily home life, whilst complementing and enhancing your overall style.

Sink: Alveus, Monarch Bronze Kombino 50 & 10 sinks
Tap: Alveus, Monarch Bronze Oz tap

As part of our Alveus Sinks Collection, you have three beautiful ranges to choose from to achieve your desired look and functionality.



STAINLESS STEEL COLLECTION

Designed with premium grade Stainless Steel that's 100% recyclable, this collection provides strength and longevity, with a resistance to high temperatures, rapid temperature changes, impacts and chemical influences.



GRANITAL COLLECTION

Formulated from high quality quartz bound by a premium binding agent, our Granital sinks and taps provide strength and durability, as well as an impressive resistance to temperature shocks.



MONARCH COLLECTION

Thanks to a world leading PVD Treatment, the Monarch Collection boasts increased scratch resistance and is available in a striking Anthracite, Bronze, Copper or Gold finish.

TAPS



With daily handling, your tap is an essential element of your kitchen, not only visually as part of the overall design, but practically as it needs to meet the demands of day-to-day use.

The first step to choosing your ideal kitchen tap is to decide which of our 3 distinct styles best suits your preferences in terms of look and functionality.



SINGLE LEVER TAP

This traditional style conveys sleek lines with a single handle lever. Available in an extensive range of premium finishes, including Gold and Bronze for an opulent look.



DUAL LEVER TAP

With the added functionality of two handles, dual lever taps offer a more structured design for your kitchen sink. In addition to this, you can explore more elaborate and stylised looks within this category.



SEMI-PRO TAP

Offering maximum flexibility, these multifunctional taps can also provide 360° movement for ultimate practicality and convenience, whilst showcasing a truly unique and modern look.

LARDER STORAGE

TANDEM LARDER

The original and the best; our most popular solution for wider larder units combines the functional benefits of the Tandem Side and the Tandem Solo. By splitting each level in two, the overview of the cabinet contents are doubled, whilst the rear shelves are automatically drawn forward as the door is opened for effortless accessibility.



Read all about our clever storage solutions in our 'Beautiful on the Inside' inspiration magazine- available from your local Second Nature specialist.



DISPENSA LARDER

The unique design of our Dispensa Larder gives you access to your goods from both sides, meaning all of your items are visible in one movement, even those on the top shelf. Market leading quality also ensures that even when fully loaded with 100kg of groceries, the unit moves smoothly with minimal effort.



TANDEM SIDE LARDER

Designed for use alongside traditional shelves, the Tandem Side is placed on the inside of a tall height cupboard. It's the perfect solution for storing your herbs and spices within easy reach. Alternatively, a studio height design can be planned into smaller units which can be a great place to store tea, coffee and breakfast essentials.



TANDEM SOLO LARDER

Our Tandem Solo presents immediate, effortless access to food stuffs with the simple opening of your cupboard door. Offering complete transparency for your entire cupboard contents, you'll never again find out-of-date ingredients lurking at the back of your shelves!



CONVOY LARDER

Easy to adjust, highly flexible and available in an array of finishes, including glass and durable wooden shelving, our Convoy larder range boasts an air of luxury, giving a premium aesthetic to your internals.

CORNER STORAGE



LEMANS CHROME STYLE

Featuring clever anti-slip shelving that can hold up to 25kg (per shelf), the innovative curves of the Kesseböhmer LeMans corner storage solution allows it to smoothly glide out from inside your cupboard, bringing the whole shelf within easy reach.



LEMANS ANTHRACITE STYLE

With an Anthracite finish on the rail and base, the LeMans corner solution takes on a sleek, industrial aesthetic that perfectly suits a contemporary kitchen design.



LEMANS ARENA PURE

Streamlined and sophisticated, the LeMans takes on a whole new look with an Arena Pure design – featuring an anti-slip Anthracite base, and a seamless raised side design.



MOVEBOARD SILVER STYLE

The Moveboard is our entry level alternative to the LeMans corner solution for value driven kitchens, holding up to 20kg per shelf and featuring a powder coated Silver finish.



MAGIC CORNER CHROME STYLE

The Magic Corner attaches to the back of your cupboard door, allowing the trays to slide out simultaneously for full access to the depths of your corner cupboards.

WALL STORAGE





BESPOKE SHELVING

Using open shelving instead of closed cabinetry can help to make a room feel larger, without compromising on valuable storage space. No matter the size or shape of your space, our Kesseböhmer YouK modular shelving can be tailored to your precise requirements.



IMOVE ACCESSIBLE SHELVING

Whilst utilising wall space with cabinets can provide extra storage potential, higher sections are often left inaccessible or a hassle to reach. Our Kesseböhmer iMove provides effortless access to upper shelves, with a tray that lowers the contents of your cupboard down within easy reach.

DRAWER INSERTS



No matter the size of your drawers, we have developed a comprehensive range of deep and shallow inserts to effectively organise your internals. From cutlery trays, to plate holders and knife dividers, we have a solution to help you neatly store away all your kitchen essentials within your drawers.

OAK PLATE HOLDER

In a charming and durable Oak finish, our plate holders keep your pots, pans and crockery organised and prevent items from clashing together in your drawer.



OAK DRAWER INSERTS

Made from light washed natural Oak, our beautiful drawer inserts are the perfect way to organise your internals so they always look neat and tidy. With dividers, knife blocks, a foil/film dispenser and a stepped spice holder, we're sure you'll find a design to suit your storage needs.



PLASTIC DRAWER INSERTS

If Oak doesn't suit your kitchen design, we also offer a wide-range of high-quality, scratch resistant plastic drawer inserts with modular accessories, perfect for a contemporary setting.



WASTE & RECYCLING



Waste management and recycling has never been more important; when planning your new kitchen, be sure to carefully consider where & how waste food and empty packaging will be stored.

BASE MOUNTED

Housed behind hinged doors typically in slimmer cabinets, these bins can be easily pulled out with the lid remaining in place.



DOOR MOUNTED

For maximum convenience and capacity, bins can be mounted to the rear of doors, available in light or dark grey with soft close as standard throughout the range, and the option of fixed or removable lids.



DRAWER MOUNTED SOLUTIONS

Half height deep drawer units can provide a deceptive amount of space for both recycling and food waste; widths of up to 1000mm can hold up to 58l in multiple compartments.



LIGHTING

Natural light

Natural light lighting can perfectly complement a monochrome, light neutral, or minimal palette.

Warm white

Warm white lighting pairs beautifully with deep, rich tones and woodgrains for a welcoming aesthetic.

Lighting is no longer just an accessory, it's a necessity, and creating a tailored lighting plan in the early stages of your design can help to transform your space in terms of style and functionality. Our Second Nature retailers are there to help you make those all-important lighting decisions- but if you're looking for inspiration, here are some of the key design elements to consider.

WHAT DO I NEED & WHERE?

When choosing the most appropriate lighting for your kitchen, bedroom or home office, a good place to start is considering these three key lighting environments – Mood, Task and Convenience



MOOD LIGHTING

Also referred to as decorative or accent lighting, mood lighting is used to add dimension and depth to a room, such as wow-factor lighting in a pantry unit, or strip lighting beneath cabinets, shelves or at plinth level.



TASK LIGHTING

Task lighting helps you create an efficient working space, aiding you to undertake everyday activities like food preparation and serving.



CONVENIENCE LIGHTING

Convenience lighting has a specific purpose- it's directional and intended to illuminate areas that need it, like drawers, dark corner cupboards or alcoves that don't receive much natural lighting.

BEDROOM STORAGE



Pull-down

WARDROBE LIFT

The world's first pull-down clothing rail with an integrated shelving unit. This ingenious solution doesn't just give far better access to higher hanging rails, but also creates an additional deep shelf in an area which is an otherwise wasted space.



HANGERS & LAUNDRY BASKET

Our cleverly designed hangers are uniquely shaped to separately hold 2 pairs of trousers each, and even when loaded to its huge 33kg weight capacity, the system works beautifully, lightly and smoothly. The system is also compatible with an integrated laundry basket.



YOUK SHELVING

YouK by Kesseböhmer is a flexible, innovative shelving system to create bespoke wall units. Featuring an on-trend, industrial powder coated black finish and an open, linear design, YouK can add a contemporary feel to any bedroom.



SIDE MOUNTED PULL-OUTS

From ties and belts, to cufflinks and watches, these side mounted pull-outs can ensure you're maximising the space, visibility, and accessibility of your entire cabinet!

OUR COLLECTION

At the heart of any Second Nature kitchen, bedroom or home office design is the door style you choose.

With such an extensive offering of Shaker and contemporary styles, available in a palette of 35 beautiful paint-to-order colours, and with the option to customise further with our Outline integrated handle collection, it's easy to create a space that's perfectly suited to your home and lifestyle.

Painted Colour Collection 234

Outline Collection 238

Our Collection

Kitchen Collection 244

Bedroom Collection 250

Home Office Collection 254



OUR COLLECTION

PAINTED COLOUR COLLECTION

Inject personality into your design with a colour palette that reflects your home and individual style.

From muted neutrals and warming tones, to calming blues and fresh greens; with our collection of 35 unique hues, it's easy to create a kitchen, bedroom or home office look that's truly yours. Whether you opt for a unified, single colour scheme, or embrace a combination of shades for a beautiful style statement, your design will be painted upon request to flawlessly fit into your lifestyle.

Visit your local Second Nature specialist to explore our colour collection up close.

NEUTRALS



GREYS





WARM NEUTRALS



Cashmere



Dry Rose



Pimento



Georgian Red



Truffle



Malbec



Look out for this symbol where door families are available in our full painted colour palette





OLIVE GREENS



Sage

Olive

Bay Green

FOREST GREENS



Regiment

Regents Green

Copse Green

GREEN BLUES



Partridge Grey



China Blue



Chalk Blue



Storm Blue



Majestic Teal



Hartforth Blue



Charcoal



OUR COLLECTION

INK BLUES



Ives Blue



Cadet



Inkwell



NOTE: Whilst every effort has been made to accurately represent painted colours, actual product colours may vary slightly from colours shown in this brochure.

If opting for a dark kitchen, it is worth noting that darker shades can show up fingerprint marks more easily than lighter finishes, however these are easily removed with a soft microfibre anti-scratch cloth.




OUTLINE

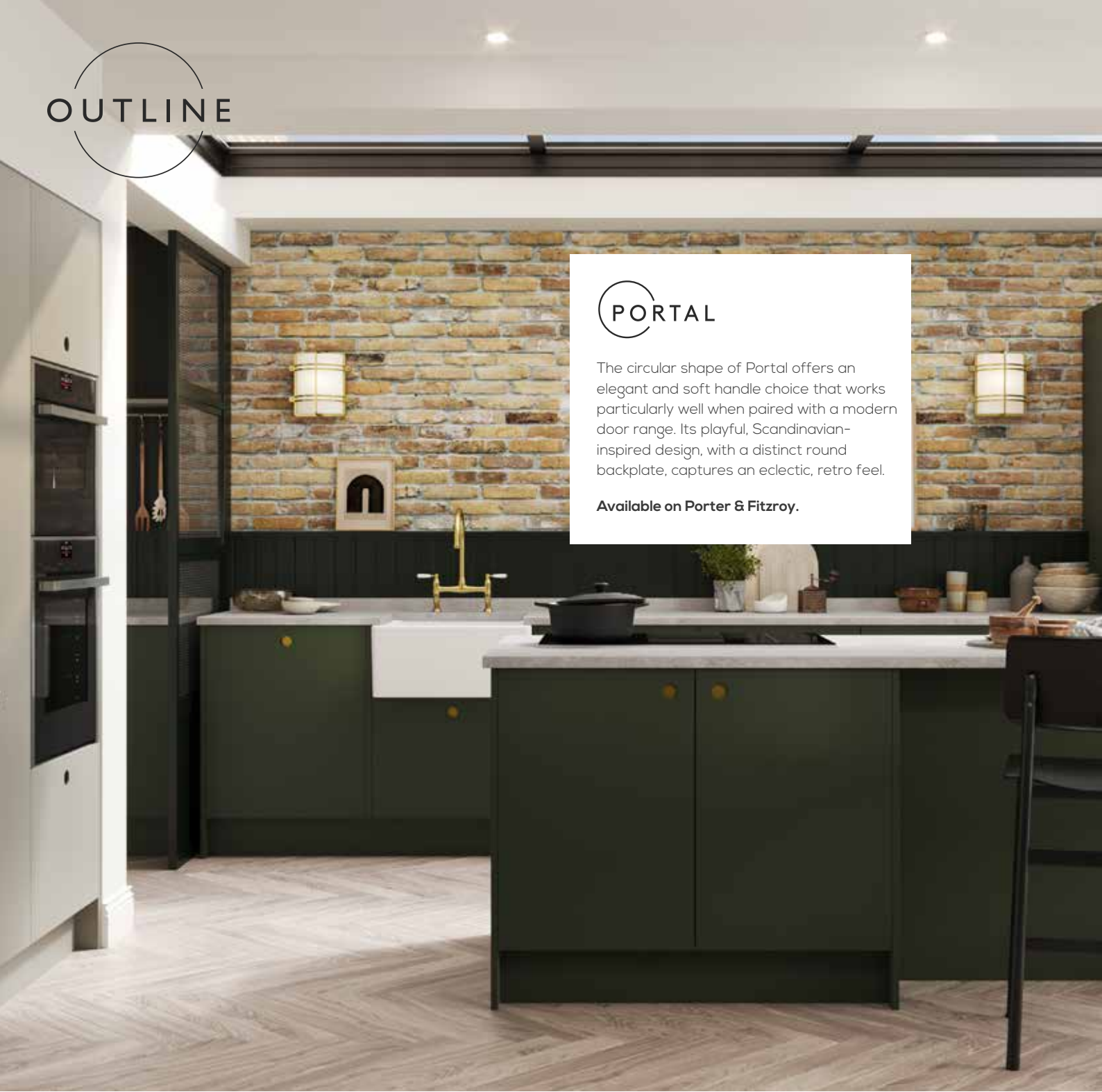
A unique, bespoke integrated handle collection
full of character and charm.



A brand-new bespoke integrated handle collection, featuring four beautifully unique options available on an array of door styles, all aimed at ensuring you can truly create the room of your dreams.

Blending aesthetic design with expert craftsmanship, Outline has been specifically developed to complement both traditional and contemporary settings, providing a unique character and charm and ensuring that whatever your style, our collection has something to suit you.





PORTAL


The circular shape of Portal offers an elegant and soft handle choice that works particularly well when paired with a modern door range. Its playful, Scandinavian-inspired design, with a distinct round backplate, captures an eclectic, retro feel.

Available on Porter & Fitzroy.

PAIR ANY OF THESE HANDLE CHOICES WITH AN ARRAY OF DISTINCTIVE BACKPLATES

BACKPLATE FINISH OPTIONS

Timber



Oak

Walnut


Painted



Matching

Carbon

Metallic



Antique
Bronze
Effect

Aged Brass

Brushed
Brass

Bright
Copper

EDGE

Subtly sculpted into the perimeter of the door, Edge offers a refined and considered handle that is equally suited to modern or traditional settings. Its beautifully curved corners soften a design, whilst adding depth and interest.

Available on Porter, Hunton, Fitzroy, Crathorne, Mornington Beaded & Mornington Shaker.



CHANNEL

The linear appearance and striking rectangular backplate of Channel offers a contemporary and reserved handle, with a subtle emphasis towards flow and movement, synonymous with a seamlessly sleek design.

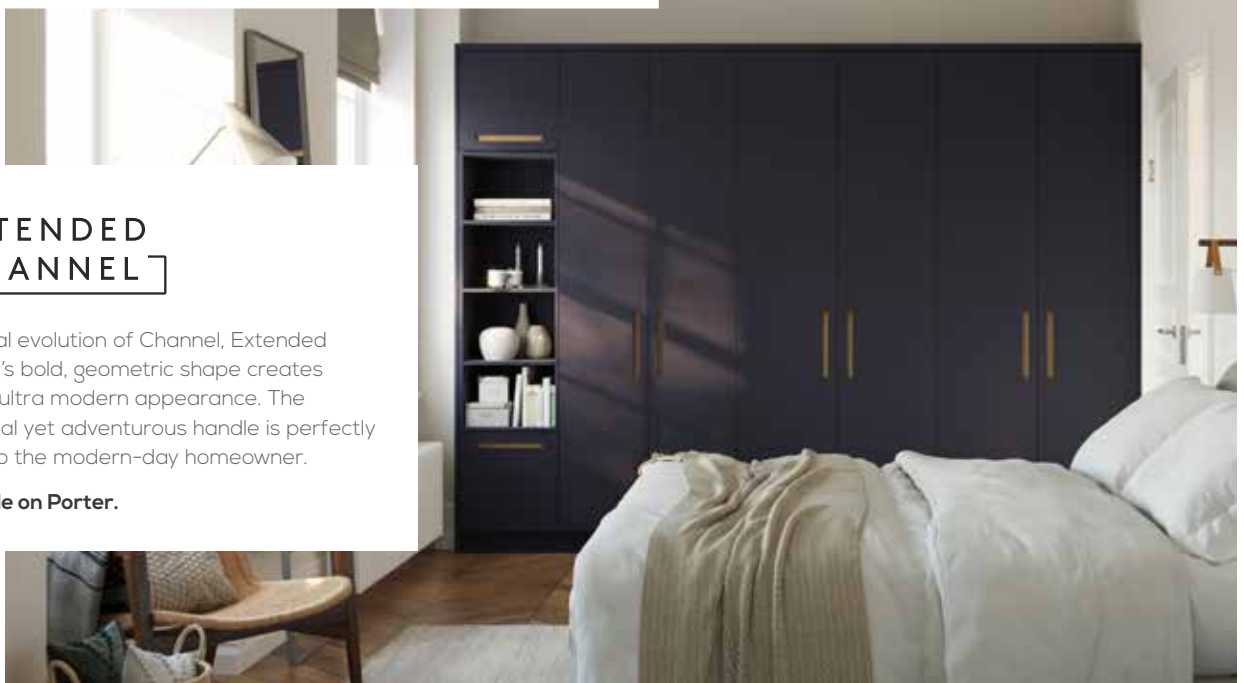
Available on Porter.



EXTENDED CHANNEL

A natural evolution of Channel, Extended Channel's bold, geometric shape creates a sleek, ultra modern appearance. The functional yet adventurous handle is perfectly suited to the modern-day homeowner.

Available on Porter.



OUTLINE

PICT
EVERY
POSSI



OVER
2,500
COMBINATIONS



URE KITCHEN BILITY

OUR COLLECTION

**EXPLORE THE WEALTH OF KITCHEN DESIGN OPTIONS
AVAILABLE WITH OUR ONLINE OUTLINE CONFIGURATOR.**

With over 2,500 combinations, this handy tool is the easiest way to explore our collection of door styles, colours and backplate options. Share your finished creation with your Second Nature designer who can then help you to bring your vision to life.



Discover all the possibilities today
www.sncollection.co.uk/outline

KITCHEN COLLECTION

Create a kitchen that perfectly suits your style and family life with our extensive collection of Shaker and Modern door designs.

Choose from over sixty different colours and finishes available as standard, or, for a truly personalised look, choose any shade from our painted colour collection.

More colours also available through the Painted Colour Collection. See page 234



Also available in bespoke sizes



Available as a 'true handleless' kitchen with a stylish rail trim.



For more information regarding price bands please speak to your second nature specialist



SHAKER

PRICE BAND 1 BELSAY 6 matt colours as standard +



PRICE BAND 1 BELSAY SMOOTH 5 matt colours as standard



PRICE BAND 2 MILBOURNE 7 matt colours as standard +



PRICE BAND 3 FITZROY 5 matt colours as standard +



PRICE BAND 3 MORNINGTON SHAKER 8 matt colours as standard +



PRICE BAND 3 MORNINGTON BEADED 5 matt colours as standard +



£
£
£
PRICE BAND 3

CRATHORNE 4 matt colours as standard + P



Porcelain	Dove Grey	Regiment	Hartforth Blue
Paint-to-Order colours	Bespoke Door service	Outline	Handleless

HUNTON 7 matt colours as standard + P



Porcelain	Dove Grey	Taupe Grey	Regiment
Dust Grey	Hartforth Blue	Graphite	
Paint-to-Order colours	Bespoke Door service	Outline	Handleless

£
£
£
£
PRICE BANDS 5

CLARENDON 2 matt colours as standard + P



Porcelain	
Paint-to-Order colours	Made-to-Measure

£
£
£
£
PRICE BANDS 5

CLARENDON BEADED P



Paint-to-Order colours

MODERN

£
£
PRICE BAND 2


PORTER 10 matt and gloss colours as standard + P



White	Porcelain	Cashmere	Dove Grey
Taupe Grey	Silver Grey	Regiment	Dust Grey
Graphite Matt only	Hartforth Blue Matt only		
Matt Paint-to-Order colours	Bespoke Door service	Outline	Handleless

£
£
£
PRICE BAND 3

REMO 9 matt and gloss colours as standard + P



White	Porcelain	Cashmere	Dove Grey
Taupe Grey	Silver Grey	Regiment	Graphite Matt only
Hartforth Blue Matt only			
Matt Paint-to-Order colours	Bespoke Door service		

MADE-TO-MEASURE

Our made-to-measure ranges offer ultimate design flexibility so you can create a kitchen to perfectly fit your space, no matter the size or shape.


Consisting of three distinctive ranges, Unity, Stanhope and Alpina, our collection includes a vast array of styles, colours and finishes, so you can easily design a tailored kitchen to suit your individual needs.

MODERN

PRICE BAND 1 **UNITY** 54 finishes as standard & 2 edge options

COLOUR COLLECTION

DELUXE SUPERMATT FINISHES



Lotus White

Salt Grey

Sandstone

Moss

Flint

Oxford Blue

Onyx Nero

Bordeaux

SUPERMATT FINISHES - Matching edge only.



Pure White

Cashmere

Taupe Grey

Light Grey

Dust Grey

Reed Green

Thorpe Green

Graphite

Indigo Blue

Soft Carbon

GLOSS FINISHES



Pure White

Cashmere


Taupe Grey

Light Grey

Dust Grey

Graphite

GLOSS METALLIC FINISHES



Fjord Metallic

Gold Metallic

Notes:
Metallic colours have a directional finish as indicated by arrows on the protective film. Arrows should all face in the same direction when fitting. Drilling must be specified left or right hand with metallic doors.

UNITY EDGE OPTIONS

You even have the choice of door edge: go with a two-tone 3D glass effect, or matching edges for the seamless look.



MATCHING EDGE FOR SEAMLESS FINISH

Woodgrain & concrete effect finish only available in matching edge.




TWO-TONE 3D GLASS EFFECT FOR A CONTRASTING LOOK



Handleless

LUXE INDUSTRIAL COLLECTION

LUXE METALLIC FINISHES



Luxe Bronze Metallic

Luxe Steel Metallic

Luxe Anthracite Metallic

BRUSHED METALLIC FINISHES



Brushed Champagne
(Features a graphite reverse)

Brushed Bronze
(Features a graphite reverse)

Brushed Anthracite
(Features a graphite reverse)

Notes:
Metallic colours have a directional finish as indicated by arrows on the protective film. Arrows should all face in the same direction when fitting. Drilling must be specified left or right hand with metallic doors.

ANODISED METALLIC FINISHES




Oxidized Bronze

Oxidized Anthracite

Notes:
Metallic colours have a directional finish as indicated by arrows on the protective film. Arrows should all face in the same direction when fitting. Drilling must be specified left or right hand with metallic doors.

CONCRETE FINISHES



Hayward


Trellick Concrete

Banham Concrete

Please note:
Hayward, Trellick and Banham doors feature a horizontal pattern but the plinth is vertical

STONE COLLECTION

MARBLE FINISHES



White Statuario

Mocha Pietra

Black Marquina

WOODGRAIN COLLECTION

Notes: All mfc woodgrain effect finishes come in a vertical grain direction as standard and matching edge only.

LINEAR WOODGRAIN



Natural Oak Linear

Tobacco Oak Linear

Black Oak Linear

NATURAL WOODGRAIN - Matching edge only.



White Halifax Oak


Natural Davos Oak

Grey Bardolino Oak

Natural Halifax Oak

Brown Orleans Oak

RUSTIC WOODGRAIN



Natural Oak Montane

Washed Walnut Montane

Tobacco Oak Montane



Lincoln Walnut

Sepia Gladstone Oak

Shadow Black




Handleless

£ PRICE BAND 1

STANHOPE CLASSIC



Bolam One piece shaker
Langley Shaker with Ovolo detail



Renwick One piece narrow shaker
Brampton V-groove shaker

STANHOPE MODERN



Acomb Integrated handle
Not available in Gloss
Whitfield Square slab



Handleless

NEUTRALS



Porcelain Dove Grey Cashmere Taupe Grey Pebble

GREYS



Stone Grey Dust Grey Graphite Matt Black

GLOSS - Not Available in Acomb or Angled Doors



White Cream Dove Grey Cashmere Dust Grey

GREENS



Sage Thorpe Green

BLUES



Blue Canvas Colonial Blue Indigo Blue

WOODGRAIN EFFECT



Super White Cream Grey Mussel Cashmere

£
£
£
£
£ PRICE BANDS

ALPINA 6 finishes as standard



Natural Oak Smoked Larch Smoked Oak Mid Oak Deep Oak Burnt Ash



Handleless



Unity Natural Oak Montane & Light Grey Supermatt

Worksurface: Strata Superwhite Eclipse

Handles: Fairfield Reeded Timber Trim (H1185.160.OA) & Soho Dove Grey Trim (H1131.250.DV)


BEDROOM COLLECTION

Design a bedroom you'll truly love spending time in with our extensive collection of classic and contemporary door designs.

Choose from four of our much-loved kitchen ranges, two exclusive bedroom styles, or our effortlessly flexible made-to-measure designs, all available in an array of colours and finishes, to create a tailored look to suit your home and personal style.

More colours also available through the Painted Colour Collection. See page 234 

Also available in bespoke sizes 

For more information regarding price bands please speak to your second nature specialist 

SHAKER

BELSAY
3 matt colours as standard + 

PRICE BAND 1




 Porcelain
 Cashmere
 Dove Grey
 Matt Paint-to-Order colours

BELSAY SMOOTH
3 matt colours as standard


PRICE BAND 1






 Porcelain
 Cashmere
 Dove Grey

CHAPTER
1 matt colour as standard + 


PRICE BAND 1








 Porcelain
 Matt Paint-to-Order colours

MORNINGTON BEADED
3 matt colours as standard + 


PRICE BAND 3








 Porcelain
 Stone
 Dove Grey
 Matt Paint-to-Order colours

HUNTON
4 matt colours as standard + 

PRICE BAND 3



 Porcelain
 Dove Grey
 Taupe Grey
 Dust Grey
 Matt Paint-to-Order colours

MODERN

PORTER 5 matt colours as standard + 

PRICE BAND 2



 White
 Cashmere
 Dove Grey
 Taupe Grey
 Dust Grey
 Matt Paint-to-Order colours
 Bespoke Door service

SCULPT 4 matt colours as standard + 

PRICE BAND 3



 White
 Cashmere
 Dove Grey
 Dust Grey
 Matt Paint-to-Order colours

MADE-TO-MEASURE

3 PRICEBAND 1

STANHOPE CLASSIC




STANHOPE MODERN



NEUTRALS




GREENS



GREYS



BLUES




GLOSS - Not Available in Acomb or Angled Doors



WOODGRAIN EFFECT



OUR COLLECTION




Unity shown in Graphite Supermatt

Handles: Marylebone Satin Black Trim Handle (H1087,256,BS)

UNITY 54 finishes as standard & 2 edge options

COLOUR COLLECTION

DELUXE SUPERMATT FINISHES



SUPERMATT FINISHES - Matching edge only.



GLOSS FINISHES



GLOSS METALLIC FINISHES



Notes:
Metallic colours have a directional finish as indicated by arrows on the protective film. Arrows should all face in the same direction when fitting. Drilling must be specified left or right hand with metallic doors.

UNITY EDGE OPTIONS

You even have the choice of door edge: go with a two-tone 3D glass effect, or matching edges for the seamless look.



MATCHING EDGE FOR SEAMLESS FINISH


Woodgrain & concrete effect finish only available in matching edge.



TWO-TONE 3D GLASS EFFECT FOR A CONTRASTING LOOK

LUXE INDUSTRIAL COLLECTION

LUXE METALLIC FINISHES




Luxe Bronze Metallic

Luxe Steel Metallic

Luxe Anthracite Metallic

BRUSHED METALLIC FINISHES



Brushed Champagne
(Features a graphite reverse)

Brushed Bronze
(Features a graphite reverse)

Brushed Anthracite
(Features a graphite reverse)

Notes:
Metallic colours have a directional finish as indicated by arrows on the protective film. Arrows should all face in the same direction when fitting. Drilling must be specified left or right hand with metallic doors.

ANODISED METALLIC FINISHES




Oxidized Bronze

Oxidized Anthracite

Notes:
Metallic colours have a directional finish as indicated by arrows on the protective film. Arrows should all face in the same direction when fitting. Drilling must be specified left or right hand with metallic doors.

CONCRETE FINISHES



Hayward


Trellick Concrete

Banham Concrete

Please note:
Hayward, Trellick and Banham doors feature a horizontal pattern but the plinth is vertical

STONE COLLECTION

MARBLE FINISHES



White Statuario

Mocha Pietra

Black Marquina

WOODGRAIN COLLECTION

Notes: All mfc woodgrain effect finishes come in a vertical grain direction as standard and matching edge only.

LINEAR WOODGRAIN




Natural Oak Linear

Tobacco Oak Linear

Black Oak Linear

RUSTIC WOODGRAIN



Natural Oak Montane

Washed Walnut Montane

Tobacco Oak Montane

NATURAL WOODGRAIN - Matching edge only.



White Halifax Oak

Natural Davos Oak

Grey Bardolino Oak

Natural Halifax Oak

Brown Orleans Oak



Lincoln Walnut

Sepia Gladstone Oak

Shadow Black

HOME OFFICE COLLECTION

Choose from five of our much-loved Shaker styles, or our best-selling contemporary Porter door, to create an abundance of beautiful home office designs to suit any traditional or modern setting, and any home-working lifestyle.

With an array of colours available as standard, and a Painted Colour Collection of 35 stunning shades, you can easily tailor a home office look to suit your individual tastes and needs.

More colours also available through the Painted Colour Collection. See page 234



Also available in bespoke sizes



For more information regarding price bands please speak to your second nature specialist




SHAKER



BELSAY

3 matt colours as standard +



Porcelain

Cashmere

Dove Grey




Matt Paint-to-Order colours

PRICE BAND 1



BELSAY SMOOTH

3 matt colours as standard



Porcelain

Cashmere

Dove Grey

PRICE BAND 1



CRATHORNE

3 matt colours as standard +



Porcelain

Dove Grey

Hartforth Blue



Matt Paint-to-Order colours



Bespoke Door service

PRICE BAND 3



HUNTON

7 matt colours as standard +



Porcelain

Dove Grey


Taupe Grey



Regiment

Dust Grey

Hartforth Blue



Graphite

Matt Paint-to-Order colours

PRICE BAND 3



MORNINGTON

BEADED

4 matt colours as standard +



Porcelain

Stone

Dove Grey



Hartforth Blue



Matt Paint-to-Order colours


PRICE BAND 3



MORNINGTON

SHAKER

4 matt colours as standard +



Porcelain

Stone

Dove Grey



Hartforth Blue



Matt Paint-to-Order colours


PRICE BAND 3

MODERN

£
£
PRICE BAND 2

PORTER

7 matt colours as standard +



White



Cashmere



Dove Grey



Taupe Grey



Regiment



Dust Grey



Hartforth Blue



Matt Paint-to-Order colours



Bespoke Door service



Mornington Beaded shown in Dust Grey

Worksurface: Strata Quartz Marbled White 30mm

Handle: Harton Nickel Knob Handle (K1118.31.BN) & Cup Handle (H1146.105.BN)

DISCOVER THE FULL COLLECTION ONLINE



Browse all our kitchen, bedroom and home office ranges, explore our virtual showroom, and discover real projects in real homes.



SCAN OUR QR CODE TO QUICKLY ACCESS OUR NEW WEBSITE


Not sure what to do? Follow the simple steps below;

Step 1. Open the camera app on your smart phone.

Step 2. Hover camera over the QR code, tap the screen to focus if needed.

Step 3. A notification will appear asking if you would like open our site.

www.sncollection.co.uk



This publication is printed on materials from well-managed forests and is a paper for which the production and distribution has been carbon balanced by The World Land Trust.





Unity shown in Deluxe Supermatt Bordeaux

Worksurfaces: Strata Quartz Ferro Corchia

Handles: Henley Aged Brass D Handle (H1181.160498AGB)



SN.

If you can dream it,
we can design it



www.sncollection.co.uk